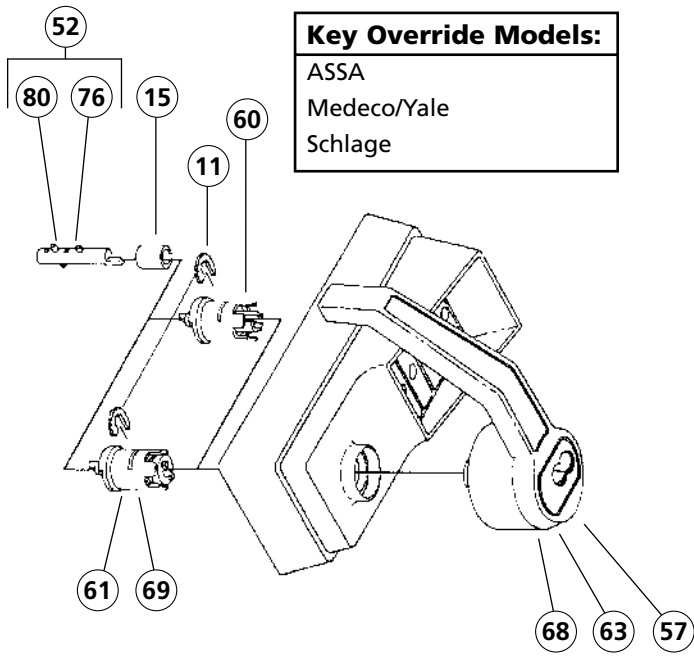
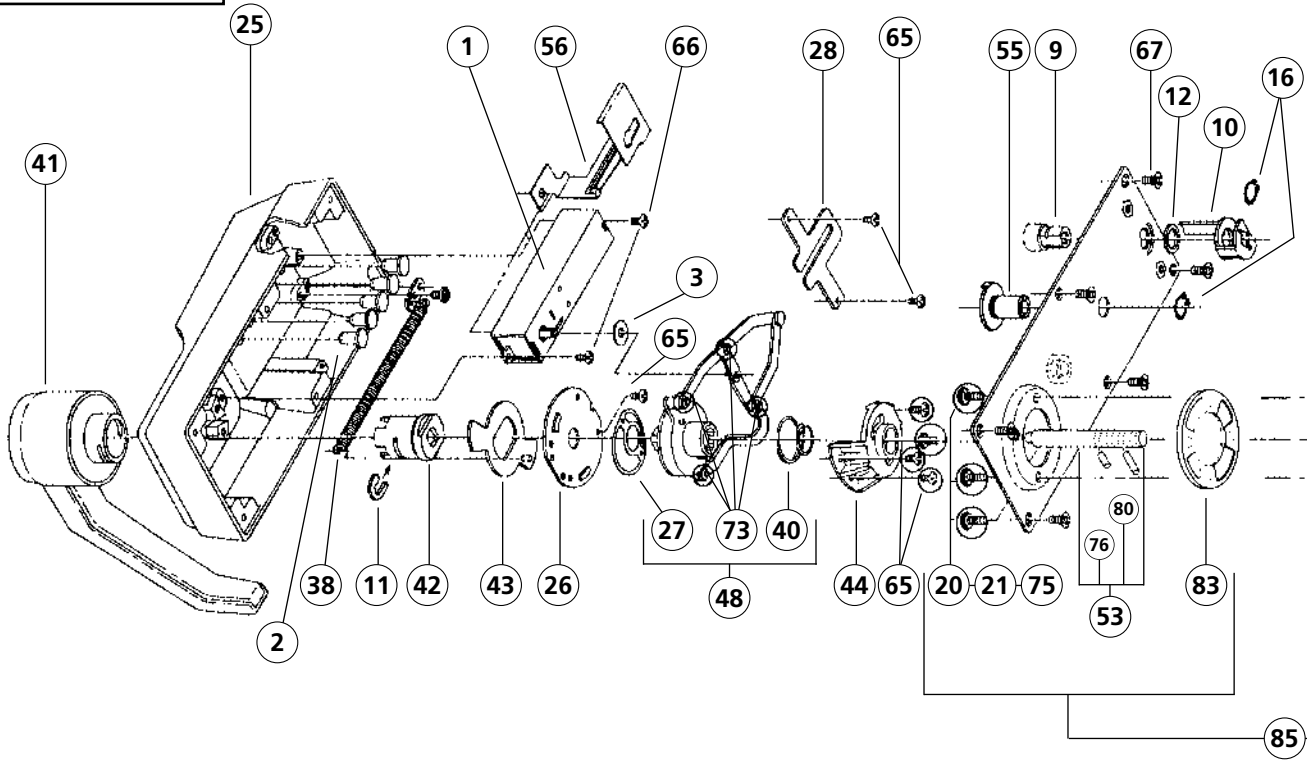
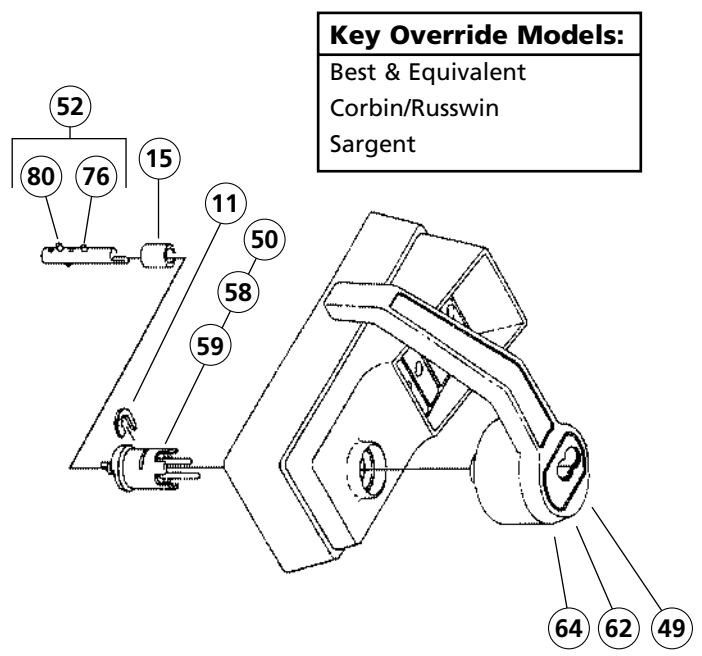


# Heavy-Duty Primary Locks

## L1000 Series Exploded View



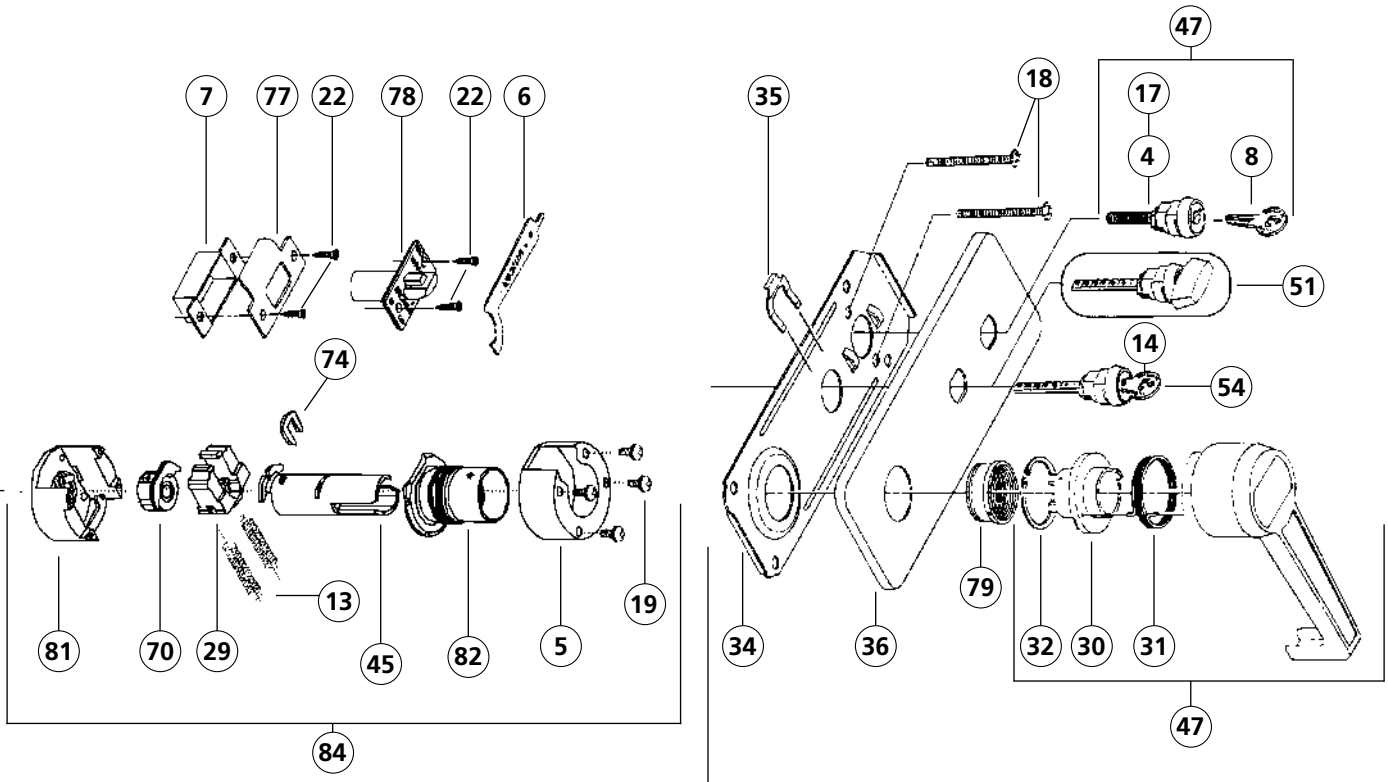
**Key Override Models:**  
 ASSA  
 Medeco/Yale  
 Schlage



**Key Override Models:**  
 Best & Equivalent  
 Corbin/Russwin  
 Sargent

# Heavy-Duty Primary Locks

## L1000 Series Exploded View



**NEW**

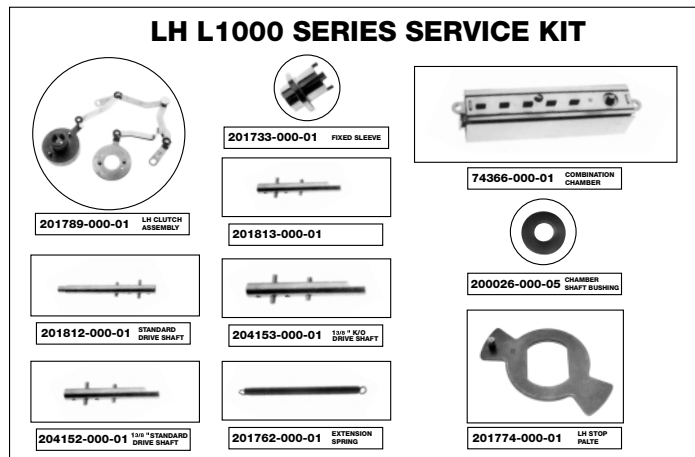
### L1000 Series Service Kit

#### Parts Included in Kit

- Chamber Shaft Bushing
- Clutch Assembly
- Combination Chamber
- Drive Shaft (No Key Override)
- Drive Shaft 1 3/8" (No Key Override)
- Drive Shaft (key Override)
- Drive Shaft 1 3/8" (key override)
- Extension Spring
- Fixed Sleeve
- Stop Plate

**Left Hand: 203038-000-01**

**Right Hand: 203037-000-01**



Left Hand Kit Shown

# Heavy-Duty Primary Locks

## L1000 Series Replacement Parts


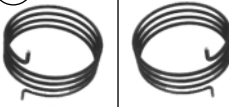


















Exploded View Drawing  
on pages 10-11

	<p>Combination Chamber (M-63/M-56) (old # 201764-000-0) <b>74366-000-01</b></p>		<p>Front Knob Retainer Clip <b>201343-000-05</b></p>
	<p>Pushbuttons <b>200024-106-10</b> — Black <b>200024-109-10</b> — Silver</p>		<p>Combination Change Sleeve Washer (For combination change) <b>201362-000-05</b></p>
	<p>Bushing, Shaft <b>200026-000-05</b></p>		<p>Shoe Spring (For Cylindrical Drive Unit) <b>201366-000-10</b></p>
	<p>Spring Nut <b>200079-000-05</b></p>		<p>Key DF-5 (For Passage Set with keyed control) <b>201422-000-02</b></p>
	<p>Cover for Shoe Housing <b>201277-000-01</b></p>		<p>Shaft Self-Aligning Bushing (For Models 1021 &amp; 1041) <b>201425-000-01</b></p>
	<p>Installation Wrench (spanner wrench) <b>201278-000-01</b></p>		<p>Retainer Ring <math>\frac{3}{8}</math>" I.D. (For Passage Set &amp; Combination Change Sleeve) <b>201440-000-05</b></p>
	<p>Strike Box <b>201287-000-01</b></p>		<p>Screw Stud <math>\frac{1}{4}</math>" - 20 x <math>1\frac{7}{8}</math>" (For combination change plug assembly) <b>201442-000-05</b></p>
	<p>Key DF-59 (For Combination Change Control) <b>201298-000-02</b></p>		<p>Screw, 8-32 x <math>2\frac{1}{2}</math>" (For Mounting) <b>201443-000-10</b></p>
	<p>Combination Change Stud <b>201335-000-01</b></p>		<p>Sems Screw, Phillips 6-32 x <math>\frac{1}{4}</math>" R.H.M.S. (For Shoe Housing Cover) <b>201446-000-10</b></p>
	<p>Combination Change Sleeve <b>201336-000-01</b></p>		<p>Sems Screw, Phillips 8-32 x <math>\frac{7}{16}</math>" R.H.M.S. (For Spacer) <b>201450-000-10</b></p>

# Heavy-Duty Primary Locks

## L1000 Series Replacement Parts

Exploded View Drawing  
on pages 10-11















<p><b>21</b></p> 	<p>Sems Screw, Phillips 8-32 x 5/16" R.H.M.S (For Spacer) <b>201451-000-10</b></p>	<p><b>31</b></p> 	<p>Inside Lever Coil Return Spring <b>RH</b> 201730-000-01      <b>LH</b> 201732-000-01</p>
<p><b>22</b></p> 	<p>Combination Screw, Phillips 8-32 x 3/4" (For latch and strike plate) <b>201565-03-10</b> <b>201565-05-10</b> <b>201565-26D-10</b></p>	<p><b>32</b></p> 	<p>Inside Lever Fixed Sleeve Retainer Clip <b>201734-000-01</b></p>
<p><b>23</b></p> 	<p>Rubber Bumper (For Door Frame) (Self Adhesive Strip of 4) <b>201568-000-01</b> (Not shown on Exploded View)</p>	<p><b>33</b></p> 	<p>Unified Trim Plate - Standard <b>201736-03-01 / 201736-05-01</b> <b>201736-26D-01</b> (Not shown on Exploded View)</p>
<p><b>24</b></p> 	<p>Spacer for Medeco 5 pin <b>201569-000-01</b> (Not shown on Exploded View)</p>	<p><b>34</b></p> 	<p>Reinforcing Plate <b>201738-000-01</b></p>
<p><b>25</b></p> 	<p>Front Lock Housing <b>201700-03-01</b> <b>201700-05-01</b> <b>201700-26D-01</b></p>	<p><b>35</b></p> 	<p>Spring Clip (For passage set) <b>201740-000-01</b></p>
<p><b>26</b></p> 	<p>Clutch Backing Plate <b>201708-000-01</b></p>	<p><b>36</b></p> 	<p>Unified Trim Plate - Passage Set Model <b>201745-03-01</b> <b>201745-05-01</b> <b>201745-26D-01</b></p>
<p><b>27</b></p> 	<p>Double Wave Spring <b>201709-000-01</b></p>	<p><b>37</b></p> 	<p>Pin Linkage Cancelling <b>201756-000-05</b> (Not shown on Exploded View)</p>
<p><b>28</b></p> 	<p>Guide Bracket <b>201721-000-01</b></p>	<p><b>38</b></p> 	<p>Outside Lever Extension Return Spring <b>201762-000-01</b></p>
<p><b>29</b></p> 	<p>Retractor Shoe <b>201723-000-01</b></p>	<p><b>39</b></p> 	<p>Linkage Pin <b>201765-000-05</b> (Not shown on Exploded View)</p>
<p><b>30</b></p> 	<p>Inside Lever Fixed Sleeve <b>RH</b> 201727-000-01      <b>LH</b> 201733-000-01</p>	<p><b>40</b></p> 	<p>Balance Spring <b>201768-000-01</b></p>

\* When ordering a fixed sleeve for older locks, it may be necessary to order a 201793 shoe retainer cap.

# Heavy-Duty Primary Locks

## L1000 Series Replacement Parts

Exploded View Drawing  
on pages 10-11

 	<p>Outside Lever Handle Assembly Non Key Override*</p> <p><b>RH</b> 201770-03-01 201770-05-01 201770-26D-01</p> <p><b>LH</b> 201771-03-01 201771-05-01 201771-26D-01</p>	 	<p>Plug Assembly (For passage set with thumbturn)</p> <p><b>201807-03-01</b> <b>201807-05-01</b> <b>201807-26D-01</b></p>
 	<p>Outside Drive Sleeve Assembly Non Key override</p> <p><b>201772-000-01</b></p>	 	<p>Drive Shaft Assembly (Standard) (Includes: 204174 &amp; 204159)</p> <p><b>201812-000-01</b></p>
 	<p>Stop Plate Assembly</p> <p><b>RH</b> 201773-000-01</p> <p><b>LH</b> 201774-000-01</p>	 	<p>Drive Shaft Assembly (Key Override) (Includes: 204174 &amp; 204159)</p> <p><b>201813-000-01</b></p>
 	<p>Clutch cover assembly</p> <p><b>RH</b> 201780-000-01</p> <p><b>LH</b> 201781-000-01</p>	 	<p>Plug Assembly (For passage set with (2) DF5 keys) (Includes: 201422)</p> <p><b>201818-03-01</b> <b>201818-05-01</b> <b>201818-26D-01</b></p>
 	<p>Inside Drive Sleeve Assembly Includes 201743 Inside Sleeve and 201377 Inside Knob Retainer Plug</p> <p><b>201782-000-01</b></p>	 	<p>Chamber Release Cam (For Passage Set)</p> <p><b>201824-000-01</b></p>
 	<p>Inside Lever Assembly</p> <p><b>RH</b> 201785-03-01 201785-05-01 201785-26D-01 (Includes 201727, 201730, 201734, 201784)</p> <p><b>LH</b> 201786-03-01 201786-05-01 201786-26D-01 (Includes 201732, 201733, 201734, 201784)</p>	 	<p>Chamber Release (For Passage Set)</p> <p><b>201825-000-01</b></p>
 	<p>Combination Change Plug Assembly with (2) DF59 keys (Includes 200079, 201298 &amp; 201442)</p> <p><b>201787-03-01</b> <b>201787-05-01</b> <b>201787-26D-01</b></p>	 	<p>Outside Lever Assembly* (For Schlage Removable Core)</p> <p><b>RH</b> 201829-03-01 201829-05-01 201829-26D-01</p> <p><b>LH</b> 201830-03-01 201830-05-01 201830-26D-01</p>
 	<p>Clutch Assembly (201709 &amp; 201768)</p> <p><b>RH</b> 201788-000-01</p> <p><b>LH</b> 201789-000-01</p>	 	<p>Outside Drive Sleeve Assembly (For Sargent Removable Core)</p> <p><b>201831-000-01</b></p>
 	<p>Outside Lever Assembly* (For Best / Falcon / Arrow / Eagle &amp; KSP / Lloyd Matheson Removable Core)</p> <p><b>RH</b> 201790-03-01 201790-05-01 201790-26D-01</p> <p><b>LH</b> 201791-03-01 201791-05-01 201791-26D-01</p>	 	<p>Outside Drive Sleeve Assembly (For Corbin/Russwin Removable Core)</p> <p><b>201832-000-01</b></p>
 	<p>Outside Drive Sleeve Assembly (For Best / Falcon / Arrow / Eagle &amp; KSP / Lloyd Matheson Removable Core)</p> <p><b>201792-000-01</b></p>	 	<p>Outside Drive Sleeve Assembly (For Schlage Removable Core)</p> <p><b>201840-000-01</b></p>


\* When ordering an outside lever assembly for older locks, it may be necessary to order a respective outside drive sleeve assembly.





# Heavy-Duty Primary Locks

## L1000 Series Replacement Parts

Exploded View Drawing  
on pages 10-11

<p><b>81</b></p> 	<p>Shoe Retainer and Bridge Assembly <b>204199-000-01</b></p>
<p><b>82</b></p> 	<p>Shoe Retainer Cap Assembly <b>204200-03-01</b> <b>204200-05-01</b> <b>204200-26D-01</b></p>
<p><b>83</b></p> 	<p>1/4" Spacer, Door Thickness <b>204201-000-01</b></p>
<p><b>84</b></p> 	<p>Cylindrical Drive Unit Assembly (Includes: 201277, 201290, 201366, 201446, 201723, 201782, 204015, 204120, 204199, 204200) <b>204202-03-01</b> <b>204202-05-01</b> <b>204202-26D-01</b></p>

<p><b>85</b></p> 	<p>Back Plate Assembly (Includes: 201439, 201450, 204201, 204202) <b>LH</b> <b>204204-03-01</b> <b>204204-05-01</b> <b>204204-26D-01</b> <b>RH</b> <b>204205-03-01</b> <b>204205-05-01</b> <b>204205-26D-01</b></p>
<p><b>86</b></p> <p>See individual components for photo presentation</p>	<p>Screw Pack – Includes (1) 201437, (2) 201443, (4) 201451, (4) 204125, (1) 204159, (4) 201565, (1) 201568 <b>204210-03-11</b> <b>204210-05-11</b> <b>204210-26D-11</b></p>
<p><b>87</b></p> 	<p>Accessory Kit (For Lock Installation) (Not shown in Exploded View) <b>204211-03-01</b> <b>204211-05-01</b> <b>204211-26D-01</b></p>

\* When ordering an outside lever assembly for older locks,  
it may be necessary to order a respective outside drive sleeve assembly.

# Heavy-Duty Primary Locks

## L1000 Series Accessories

	<p><b>UNI-LUB</b> Use for arctic applications – Includes one 4oz. (118 ml) squeeze bottle of moisture-repellant anti-freeze lubricant, and one 4oz. (118 ml) squeeze bottle of light-consistency grease (temperature range -40° to 140°).  <b>841-00-21</b></p>
	<p>3/4" (19mm) brass latch carries 3-hour UL/ULC fire rating for "A" labeled doors. 2 3/4" (70 mm) backset. Beveled front.  <b>201144-03-01</b>  <b>201144-05-01</b>  <b>201144-26D-01</b></p> <p>03/05/26D</p>
	<p>Best Equivalent Removable Core Cylinder.  <b>201484-03-01</b>  <b>201484-05-01</b>  <b>201484-26D-01</b>          (Sold international only, not available for U.S.)          03/05/26D</p>
	<p>Filler Plate 15" (381 mm)  <b>201518-03-41</b> (1000-17-03)  <b>201518-05-41</b> (1000-17-05)  <b>201518-26D-41</b> (1000-17-26D)</p> <p>03/05/26D</p>
	<p>Anti-spy Shield  <b>201600-19-41</b> (1000-22-19)          Black only</p>

	<p>3/4" (19 mm) flat front latch carries 3-hour UL/ULC fire rating for "A" labeled doors. 2 3/4" (70 mm) backset  <b>201605-03-01</b>  <b>201605-05-01</b>  <b>201605-26D-01</b>          03/05/26D</p>
	<p>ASA Roller Strike          (For 4 7/8" (105 mm) long cutout)  <b>201821-03-01</b> (1000-14-03)  <b>201821-05-01</b> (1000-14-05)  <b>201821-26D-01</b> (1000-14-26D)</p> <p>03/05/26D</p>
	<p>Filler Plate 10 1/2" (267 mm)  <b>201826-03-41</b> (1000-23-03)  <b>201826-05-41</b> (1000-23-05)  <b>201826-26D-41</b> (1000-23-26D)</p> <p>03/05/26D</p>
	<p>3/4" (19 mm) brass latch carries 3-hour UL/ULC fire rating for "A" labeled doors. 2 3/4" (70 mm) backset. Beveled front. (For L1076 privacy Model only)  <b>204004-03-01</b> / <b>204004-05-01</b>  <b>204004-26D-01</b></p> <p>03/05/26D</p>
	<p>ASA Strike (For 4 7/8" (105 mm) long cutout) (Old # 201413)  <b>204119-03-01</b> (1000-15-03)  <b>204119-05-01</b> (1000-15-05)  <b>204119-26D-01</b> (1000-15-26D)</p> <p>03/05/26D</p>
	<p>1/2" (13 mm) brass latch carries 3-hour UL/ULC fire rating for "A" labeled doors. 2 3/4" (70 mm) backset. Beveled front. (old # 55071)  <b>204168-03-01</b> / <b>204168-05-01</b>  <b>204168-26D-01</b></p>

## L1000 Series Knob Conversion Assemblies

	<p>Schlage Conversion Assembly (S)  <b>RH</b> <b>201845-03-01</b>  <b>201845-05-01</b>  <b>201845-26D-01</b>  <b>LH</b> <b>201846-03-01</b>  <b>201846-05-01</b>  <b>201846-26D-01</b></p> <p>03/05/26D</p>
	<p>Sargent Conversion Assembly (R)  <b>RH</b> <b>201931-03-01</b>  <b>201931-05-01</b>  <b>201931-26D-01</b>  <b>LH</b> <b>201932-03-01</b>  <b>201932-05-01</b>  <b>201932-26D-01</b></p> <p>03/05/26D</p>
	<p>Medeco / Yale Conversion Assembly Request spacer 201569 for 5-pin Medeco. (M)  <b>RH</b> <b>201933-03-01</b>  <b>201933-05-01</b>  <b>201933-26D-01</b>  <b>LH</b> <b>201934-03-01</b>  <b>201934-05-01</b>  <b>201934-26D-01</b></p> <p>03/05/26D</p>

	<p>Best / Falcon / Arrow / Eagle / KSP / Lloyd Matheson Conversion Assembly (B)  <b>RH</b> <b>201935-03-01</b>  <b>201935-05-01</b>  <b>201935-26D-01</b>  <b>LH</b> <b>201936-03-01</b>  <b>201936-05-01</b>  <b>201936-26D-01</b></p> <p>03/05/26D</p>
	<p>Corbin / Russwin Conversion Assembly (C)  <b>RH</b> <b>201937-03-01</b>  <b>201937-05-01</b>  <b>201937-26D-01</b>  <b>LH</b> <b>201938-03-01</b>  <b>201938-05-01</b>  <b>201938-26D-01</b></p> <p>03/05/26D</p>
	<p>Assa Conversion Assembly (A)  <b>RH</b> <b>204013-03-41</b>  <b>204013-05-41</b>  <b>204013-26D-41</b>  <b>LH</b> <b>204014-03-41</b>  <b>204014-05-41</b>  <b>204014-26D-41</b></p> <p>03/05/26D</p>

### Conversion Assemblies

Use the following conversion assemblies to convert an existing L1000 Series lock from standard to key override.

**Removable core cylinders not included.**

Dominion Lock and Best Equivalent core is available - see above.