

Application

The 8100 Series lock, with the added security of a mortise lock and deadbolt, provides fully mechanical pushbutton access control with no electrical wiring, electronics, or batteries. Exterior access is by combination. Egress is by interior lever and is free at all times. The lock meets Americans with Disabilities Act (ADA) standards.

8100 Series locksets are ideal for limiting access to high-traffic, security-sensitive areas in commercial, institutional, residential, and industrial buildings. These locks are perfect for locations with a high personnel turnover rate such as data processing centers, employee entrances, R&D labs, apartments, dormitories, and restricted areas in hospitals and airports.

The pushbutton design eliminates problems associated with the issue, control, and collection of keys and magnetic cards. The combination can be quickly and easily changed to ensure continued maximum security once employees, tenants, or guests leave, saving the cost of new keys, key cylinders, magnetic cards, and card-encoding devices.

Features

One-hand operation: Depress the buttons in the correct sequence to unlock the anti-friction latch.

Thousands of possible combinations: Authorized individuals can change the combination in seconds. One or all five buttons can be used in the combination with two or more buttons depressed simultaneously.

Easy to install on wood or metal doors: The lock requires standard (86) mortise preparation.

Rugged & weather resistant: The lock is wear-tested for intensive use.

Includes: Standard strikes, installation instructions; full-scale template, combination change wrench.

Standard Features

Key override: Can be used to override the lock combination and deadbolt to gain access using a key. This feature allows facilities to initiate or maintain a master-keyed security system (keyed alike or keyed differently). The lock accepts removable core cylinders (not supplied except with "XB" models.)

Passage: Allows access without using the lock entry code, keeping the door unlocked even while closed. This feature is activated from the inside with a thumbturn or key.

Lockout (privacy): Disables the lock from the inside so that entry codes cannot be used to gain access. Access is permitted using the key override only. This feature is activated from the inside with a key.

Specifications

Construction: Heavy-duty mortise lock housing; conforms to ANSI 156.3; cast front housing; brass unified trim plate; fixed cast or wrought ADA-compliant levers

Strike: 4⁷/₈" (124 mm) L x 1¹/₄" (32 mm) W x 1¹/₄" (6 mm) D mortise strike plate

Latch & backset: 1" (25 mm) deadbolt; 3³/₄" (19 mm) two-piece anti-friction latch (meets or exceeds UL/ULC 3-hour fire rating for "A" labeled doors); accommodates 1¹/₂" (13 mm) throw; 2³/₄" (70 mm) backset

Door thickness: 1¹/₂" (38 mm) to 2¹/₄" (57 mm)

Installation: Standard (86) mortise preparation; 5" (127 mm) minimum stile required

Door handing: Factory-handed; not field reversible

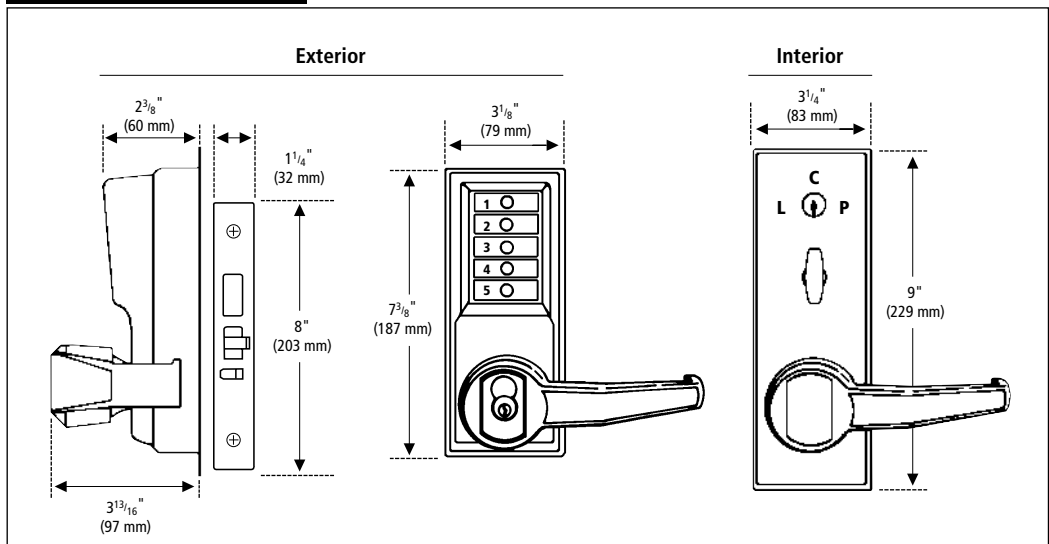
Control: DF5 keys or thumbturn for passage and lockout

Finishes: 03 (605) "Chiara" Bright Brass; 05 (609) Antique Brass; 26D (626) Satin Chrome

Weight: 9.8 lbs. (3.7 kg)



Dimensions



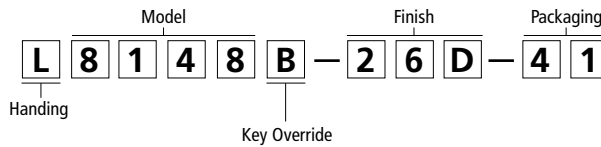
Ordering Information

Example

Left hand model 8148
with Best & Compatibles
key override, Satin Chrome
finish, packaged 1 per box



Build the part number with the features you require:



Handing	Description
L	Left hand
LR	Left hand reverse bevel
R	Right hand
RR	Right hand reverse bevel

Model	Description	Key override feature	Passage feature	Lockout feature
8148	8100 Series mortise lockset; 3/4" (19 mm) two-piece latch with 1" (25 mm) deadbolt	•	•	•
8146	8100 Series mortise lockset; 3/4" (19 mm) two-piece latch (no deadbolt)	•	•	•

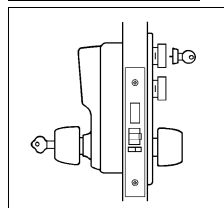
Key override*	Description
A	ASSA
B	Best & Compatibles
C	Corbin / Russwin
M	Medeco** / Yale
R	Sargent
S	Schlage
XB	Best & Compatibles (core included)

* Accepts removable core cylinders (not supplied).
** 5-pin Medeco cylinder requires a special knob spacer. Request spacer when ordering, part number 201569 (supplied free of charge).

Finish	Description
03	"Chiara" Bright Brass (605)
05	Antique Brass (609)
26D	Satin Chrome (626)

Packaging	Description
41	1 per box

8100 Series



Door Handing

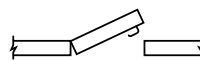
You must specify the handing of your door for 8100 Series locks. The lock is handed at the factory and is not field reversible. To determine the handing of your door, look at the door in its closed position from the exterior (pushbutton side), and use the corresponding diagram below when specifying the handing of Unican locks and corresponding replacement parts.



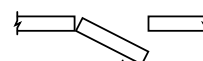
Right Hand Doors, R



Right Hand Reverse Bevel, R



Left Hand Doors, L



Left Hand Reverse Bevel, L